



Swirl Tips

WWW.EVERGREENFLYCLUB.ORG AUG 2011

2011 OFFICERS

President

Dennis LeMaster
(425) 252-1391
dclmstr@frontier.com

Vice President:

John Gattinella
(360) 625-8639
gattin@msn.com

Past President:

Rob Gamage
(360) 691-9997
ragflyguy@hotmail.com

Trustees:

Dale Dennis
(360) 435-8735
ddennis@wavecable.com

Jim Pankiewicz
(425) 353-1399
jkipankiewicz@comcast.net

Jerry Buron
(360) 659-2286
jburon2@msn.com

Secretary:

Jim Holmes
(360) 387-6418
jshomes@wavecable.com

Treasurer:

Bob Banks
(360) 659-6164
bobbanks@frontier.com

Ghillie:

Al Vavra
(360) 794-4678
dialtravel@aol.com

COMMITTEE CHAIRS

Activities

Gary Medema
(360) 653-7686
Gary_and_deb@netzero.com

FFF Rep:

Carl Johnson
(425) 308-6161
flyfishalso@verizon.net

Library:

Jack Jacobson
(425) 353-2346
jjacobson1@verizon.net

Publications:

Bruce Turner
(425) 787-6054
bruce_turner@comcast.net

Awards:

Paul Wiltberger
360-770-4251

Conservation:

Jesse Scott
(425) 745-6092
gardenfly@comcast.net

History:

Gordon Swanson
(425) 337-8246

Membership:

Gary Iverson
(425) 353-7271
tradergary@msn.com

Auction Committee Chair:

Mike Schutt
(425) 346-3148
fishincoug@yahoo.com

Meeting: Aug 23th, 2011 @ The Pacific Rim Ballroom

Wet Fly – 6:00 p.m. Meeting – 7:00 p.m.

Location Address: 3228 Marine Drive Northeast, Tulalip, WA



The Presidents Message

By Dennis LeMaster

Knot Talk

We spend a lot of time at club meetings and outings talking about places to fish, fishing strategies and techniques, and flies. Little time is spent on knots, probably for good reason because they are relatively commonplace. Still many fish have been lost because of poorly tied knots, and at various stages of development, a fly fisher learns new knots, which serve him better, being either stronger or easier to tie, of which the latter becomes increasingly important as one's vision dims and fingers stiffen.

I routinely use nine knots: three joining knots—the blood knot, the Albright knot, and the surgeon's knot (for tying tippet to leader); two loop knots—the perfection loop and the surgeon's loop; and four hook, lure, and swivel knots—the improved clinch knot, Homer Rhodes loop knot, the Rivers Inlet knot (otherwise known as the double improved clinch knot), and the whip finish hook snell. The improved clinch knot is a tried and trusted knot for attaching a fly to a tippet. I prefer the Homer Rhodes loop knot, however, which

permits a fly to move more freely or realistically. (Many thanks to Gary Gaulke and Carlos Ditto for teaching me the Homer Rhodes.) I use the Rivers Inlet knot when fishing for large salmon because it reportedly retains 100 percent of original line strength. I use the whip finish hook snell because it is easier to tie than the standard hook snell even if it is not quite as strong.

Nine knots are not many to learn for a novice, and they are good ones, reliably doing the function they are supposed to. I have several books on knots, but the most useful for fishing are **The Complete Book of Fishing Knots** by Geoffrey Budworth and **Tying Strong Fishing Knots** by Bill Herzog.


Both are as much small manuals as books and because of their modest length, quite inexpensive. Their illustrations are informative and clear. You can pay more, of course, but I don't think you are going to get much better information than they have.

There are many, many fishing knots, and everyone has their favorites. For me, however, at this stage and for what I want to do, the above nine are just fine.




Good Reads

The Complete Book of Fishing Knots by Geoffrey Budworth



Tying Strong Fishin Knots by Bill Herzog



Evergreen Fly Fishing Club Trophy Fishing Awards

Award Affidavit Form

Rules and Regulations

We encourage you to release the majority of fish caught to insure a future fishery. In case of two equal fish caught in the same category, the first fish caught will take priority. Please, don't enter spawning fish.

Time frame for affidavits is Nov. 1 of one year and continues to Oct. 31 of the following year. Present this affidavit to the Awards Committee Chairman no later than Oct 31.

Fish must be caught on a cast fly.

Awards will be presented for the largest fish in each category.

CLASSIFICATION AND QUALIFYING LENGTHS

TROUT (IN-STATE)	18 inches
TROUT (OUT OF STATE)	20 inches
CUTTHROAT – COASTAL	15 inches
BROWN TROUT	18 inches
BROOK TROUT	15 inches
STEELHEAD – SUMMER	25 inches
STEELHEAD – WINTER	25 inches
SALMON – KING	30 inches
SALMON – COHO & PINKS	25 inches
SALMON – CHUM	28 inches
BASS– LARGE OR SMALL MOUTH	16 inches
CARP	24 inches

DATE _____ SPECIES _____

WHERE CAUGHT _____

LENGTH _____ PATTERN _____ HOOK SIZE _____

RELEASED (Y) (N)

SIGNATURE _____

COMMENTS _____



FFF Conclave in Yellowstone

West Yellowstone has to be one of the all time favorite locations for the FFF annual gathering. You can bring the entire family and be assured of finding many things to do that fly fishing enthusiasts as well as family members can enjoy.

One of the great things about the Fly Fishing Fair is that there are many activities going on at any time. Primarily the FFF presents the Fair to provide an educational experience for the beginner fly fisher to the advanced by providing topics on anything and everything about fly fishing. These opportunities come in the form of workshops which are available for a fee, to other offerings such as free programs and demonstrations.

Workshops will start on Tuesday August 30 and run through Saturday September 3. They are taught by experts on topics such as fly tying, fly casting, rod building, and on water fishing. Workshops with a classroom setting will take place in various locations including the Holiday Inn and various other meeting spaces. On water classes will take the attendee to nearby stream and standing water locations. *All* on stream classes (including casting) require a MT fishing license. In addition to general workshops, there will be a women's program and a kid's camp.

For those interested in attending the Exhibit hall and free demonstrations these will be available August 31 - September 3. The exhibit hall will be located at the Holiday Inn with indoor and some outdoor spaces that will include both commercial and non-profit exhibitors. Show hours are August 31st from 9am to 4pm, September 1st from 11am to 8pm and entry is FREE on this day, September 2nd from 9am to 5pm and September 3rd from 9am to 2pm.

Entrance to the Fair is included with your advanced registration or by just showing up and paying the day pass fee. The day pass fee can be purchased at the show and is only \$5.00 for adults, kids 15 and under are free when accompanied by an adult. Thursday September 1st will be FREE entry for everyone.

Costs to take workshops vary so check our schedules and registration pages for more information. The line-up of workshops will be available to view in May, 2011. We will be offering numerous walk-up workshops on-site. To ensure a place in a workshop, it is requested to sign up in advance.

Conclave Information: [First Timers Guide](#)

For Sell by Owner..


For Sale

12 foot Gregor boat with 8 hp Mercury motor and boat trailer.

Has a boat cover and many extras. Ready for Dragon Lake.

\$1450

Paul Palmer (425) 338-2346



Sample Picture of Boat and Trailer

MEETINGS

General Meeting – 4th Tuesday of the month, 7 pm (6 pm Wet Fly hr.) Pacific Rim Ballroom

Board Meeting – 1st Tuesday of the month, 7 pm (6 pm dinner) Village Restaurant

Conservation Committee Meeting – 3rd Thursday of the month, 7 pm Village Restaurant



September 2011

Sun	Mon	Tue	Wed	Thu	Fri	Sat
				FFF Conclave Yellowstone 1	2	3
4	5	Board Meeting 6	7	8	9	Stilly River Cutthroat 10
11	12	13	14	Conservation Meeting 15	16	17
18	19	20	21	22	23	24
25	26	EFFC Meeting 27	28	29	30	

Schedule

Aug 30th — Sept 3rd

FFF Conclave in Yellowstone



Sept 10th

Stilly River Cutthroat



Auction Stuff

By Mike Schutt

Don't forget to bring your donations for the 2011 auction to the August meeting

and get your name entered for a chance to win a **\$50 gift certificate** to one of our local fly shops.

Keep in mind that the auction is your club's primary revenue source, and helps to pay for speakers, supplies, events and outings, but it's only as successful as you help to make it.

Bring in your new or lightly used items, whether fly-fishing related or not, or maybe bring in one or two-dozen flies that we'll put in EFFC fly boxes for the action.

PLEASE CALL OR E-MAIL IF YOU HAVE A DONATION BUT CAN'T MAKE THE MEETING OR IF YOU'RE INTERESTED IN VOLUNTEERING TO HELP AT THE AUCTION. MEETING.





Fly Tying Contest

By John Gattinella



For August The Fly of the Month is a reversed spider, size 6-8) It is an easy fly to make and is a particularly useful fly for cutthroats. The following is from an article in [Fly Anglers OnLine](#):

The Reversed Spider By Preston Singletary, WA



Mike Kinney's Reversed Spider was originally tied for the Stillaguamish River's sea-run cutthroat but has proven to be highly effective, not only in other rivers for cutthroat and steelhead, but also in salt water for cutthroat, coho and even Chinook salmon. It is a style of fly rather than an individual pattern and can be tied in a wide variety of colors and many different kinds of feathers may be used for the hackle. Its greatest attraction seems to lie in the extremely active and seductive movement of the reverse-tied hackle, I know of no other fly that can even begin to equal it. The Reversed Spider is a simple pattern and easy to tie; once you are familiar with the characteristics of the materials each one should only take a few minutes to complete. This is fortunate since sea-run cutthroat like to hang out in a river's snaggiest neighborhoods and you're bound to have to sacrifice a few flies. In the rivers, I fish the Reversed Spider on a floating line. Sea-run cutthroat are very aggressive and I have had them come straight up out of 10 or 12 feet of water to take this fly fished no more than inch or two deep. On one occasion it even elicited the same response from a summer-run steelhead which missed it on the first try but was hooked on the very next cast. In salt water I have had the most success fishing it on an intermediate-sink line.

**THE CHARM
OF FISHING
IS THAT IT IS
THE PURSUIT
OF WHAT IS
ELUSIVE BUT
ATTAINABLE,
A PERPETUAL
SERIES OF
OCCASIONS
FOR HOPE.
~ JOHN
BUCHAN**



Library News

By Jack Jacobson

We've added Ray Gould's book – Fly Fishing for Kamloops Trout. It's a great resource for those who fish in Canada.

People with outstanding materials (and fines) include Dick Snow (2 DVDs 3 months overdue) , Gregory Minaker (2 DVDs 2 month overdue), Steve Britch (2 DVDs 2 months overdue), and Milt Thompson (1 DVD 1 month overdue). Pay the Ghillie. Note: Mike Benbow felt so bad about being late last month that he took the time to drop the overdue materials off at my home. He's a good guy!

Remember, if you checked out materials last month they must be returned this month to avoid a late fee, even if you want to re-check them out again.

Evergreen Fly Fishing Club

PO Box 221

Everett, WA 98206